

TraumaCad[®]

DIGITAL TEMPLATING

For over a decade, TraumaCad has set the standard for pre-operative planning software, allowing orthopedic surgeons to accurately template patient images, take measurements and simulate the expected results prior to surgery.




KEY FEATURES




COMPLETE SOLUTION FOR THE ORTHOPEDIC DEPARTMENT

TraumaCad includes an extensive digital template library and offers a full set of measurement tools for the orthopedic department, including THR, TKR, Trauma, Pediatric, Deformity correction, Foot & Ankle, Spine, Upper Limb and 3D.



AUTOMATIC FEATURES SIMPLIFY THE WORKFLOW

A variety of automatic features can save you valuable time, including image detection for automatic calibration; Auto Total Hip & Knee Replacement planning; and Auto client software upgrades & template library updates.




PLAN ON THE GO

Moving forward with the latest technologies, TraumaCad is now available in a cutting edge mobile version for Total Joints Replacement planning on the go. The application can be used on iPad® or via web browser on your PC or Mac®.



SEAMLESS PACS INTEGRATION

Seamlessly integrated with virtually any PACS, TraumaCad can be integrated in the viewer or launched independently. View the full list of vendors [here](#).



UNIQUE CALIBRATION

Accurately calibrate images and measure patient anatomy easily using the automatic detection of KingMark and VoyantMark calibration devices.






COMPREHENSIVE PRE-SURGICAL REPORTS

Automatically generate pre-surgical reports including patient images, implant information, measurements taken, and comments.

TRAUMACAD EDITIONS

TraumaCad offers different business modules tailored to your needs. All editions include automatically updated templates library, PACS integration, automatic calibration and image detection, and automatic software upgrades.

TRAUMACAD SERVER	TRAUMACAD WEB	TRAUMACAD MOBILE
		
For multi user environment, Medium/Large Healthcare Facilities	Monthly subscription for Small/Medium Healthcare Facilities and Personal use	Complimentary with TraumaCad Web
Server-client software	Web based software	HTML5 Web application
Access anywhere within the hospital network	Access with any internet connected PC	For iPad and any PC or Mac web browser
Joints, Trauma, Deformity, Pediatrics, Spine & 3D	Joints, Trauma, Deformity, Pediatrics, Spine & 3D	Total Joints Replacement
Integrates with Qentry cloud service for image sharing	Secured Qentry cloud service including 5GB storage & sharing	Secured Qentry cloud service including 5GB storage & sharing

TRAUMACAD WEB RESIDENTS PROGRAM

IMPRESS YOUR ATTENDING. TEMPLATE DIGITALLY.

Brainlab is pleased to offer TraumaCad Web digital templating free of charge to qualifying residents.

[LEARN MORE](#)

WHAT OUR CUSTOMERS SAY



We have used TraumaCad for several years and find it an extremely useful tool both for pre-operative planning and training. As far as hip arthroplasty is concerned, our trainees are not allowed to undertake a procedure until they have planned it using TraumaCad. The software is user friendly, intuitive and produces a report which is an important part of the patient record. In revision surgery, pre-operative planning is further enhanced by the opportunity to plan using TraumaCad.

Mr. Philip Mitchell
MBBS BSC(HONS) FRCS (TR & ORTHO)
St George's University Hospitals, UK



TraumaCad helps me to complete an important step in my preoperative planning and provides me with a time stamped, digital record for future review.

Mr. Richard E Field
PhD FRCS FRCS(Orth)
St. Anthony's Hospital, Surrey, UK



TraumaCad is a very sophisticated software system which makes my life as a deformity surgeon so much easier. It is easy to use and has a modern clear interface. For planning and templating in orthopaedics, there really is no point looking elsewhere.

Mr. Michael Uglow MB BS, FRCS (Tr & Orth)
University Hospital Southampton, NHS Foundation
Trust, Hampshire, UK



TraumaCad is an essential tool for every orthopaedic surgeon/department. It caters to trauma planning, joint arthroplasty and deformity planning. It even has clever tools for paediatric orthopods.

I have seen other products in the market before buying it for our institute and I found no other planning software as comprehensive as TraumaCad.

Mr. Om Lahoti, MS(Orth), Dip N B (Orth), FRCS
(Orth), FRCS (C)
Kings College Hospital, London, UK

ABOUT US

TraumaCad was first released to the market in 2003, became part of Brainlab's product portfolio in 2011, and includes over 2000 customer sites globally. Brainlab develops, manufactures and markets software-driven medical technology with the aim of optimizing patient treatments. Core products revolve around less-invasive image guided surgery technology, more accurate and effective radiation therapy, and integration through planning and collaboration systems that brings patient data and physicians together.

CONTACT

Brainlab, Inc

5 Westbrook Corporate Center
Suite 1000
Westchester, IL 60154
USA
+1 800 784 7700

Brainlab Sales GmbH

Kapellenstrasse 12
85622 Feldkirchen
Germany
+49 89 99 1568 0

Additional global offices
in 17 countries:

brainlab.com/contact-us/offices

60 DAY FREE TRIAL

We welcome you to sign up for a free trial of TraumaCad:

traumacad.quentry.com

For more information and any questions:

traumacad@brainlab.com

traumacad.com

